

## TI Series

### Immersion Temperature Sensors

### Product Overview

TI Series immersion temperature sensors are encased in a corrosion-resistant stainless steel housing with three installation choices: service entry body (TIG), threaded NPT (TIH), or indoor junction box (TIW, TID). A variety of probe lengths and RTD/thermistor options offer application flexibility. All TI Series sensors are warranted for a period of five years.

### NOTICE

- This product is not intended for life or safety applications.
- Do not install this product in hazardous or classified locations.
- Read and understand the instructions before installing this product.
- Turn off all power supplying equipment before working on it.
- The installer is responsible for conformance to all applicable codes.

No responsibility is assumed by Veris Industries for any consequences arising out of the use of this material.

### Product Identification

Enclosure	Immersion Probe Length "L"	Thermowell	Sensor Type
<input type="checkbox"/> TI D = Duct G = Service Entry Body H = Threaded NPT Only W = Water resistant housing	<input type="checkbox"/> A = 2 1/2" (64 mm) B = 4" (102 mm) C = 6" (152 mm) D = 8" (203 mm) E = 12" (305 mm)	<input type="checkbox"/> 0 = None 1 = Add Thermowell	<input type="checkbox"/> B = 100R platinum, RTD C = 1k platinum, RTD D = 10k T2, Thermistor E = 2.2k, Thermistor F = 3k, Thermistor G = 10k CPC, Thermistor H = 10k T3, Thermistor I = 1k Balco (Nickel-iron) RTD J = 10k Dale, Thermistor K = 10k w/11k shunt, Thermistor M = 20k NTC, Thermistor N = 1800 ohm, Thermistor R = 10k US, Thermistor S = 10k 3A221, Thermistor T = 100k, Thermistor U = 20k "D", Thermistor W = 10k T2 high accuracy, Thermistor Y = 10k T3 high accuracy, Thermistor Z = 10k E1, Thermistor CC = 15k, Thermistor

### Thermowell Sizing

	Probe Length	Thermowell Length
A	2 1/2" (64 mm)	1 1/2" (38 mm)
B	4" (102 mm)	3" (76 mm)
C	6" (152 mm)	5" (127 mm)
D	8" (203 mm)	7" (178 mm)
E	12" (305 mm)	11" (279 mm)

### Options

#### Cal Certificate



- 0 = None
- 1 = 1 point Cal validation
- 2 = 2 point Cal validation

#### Threads

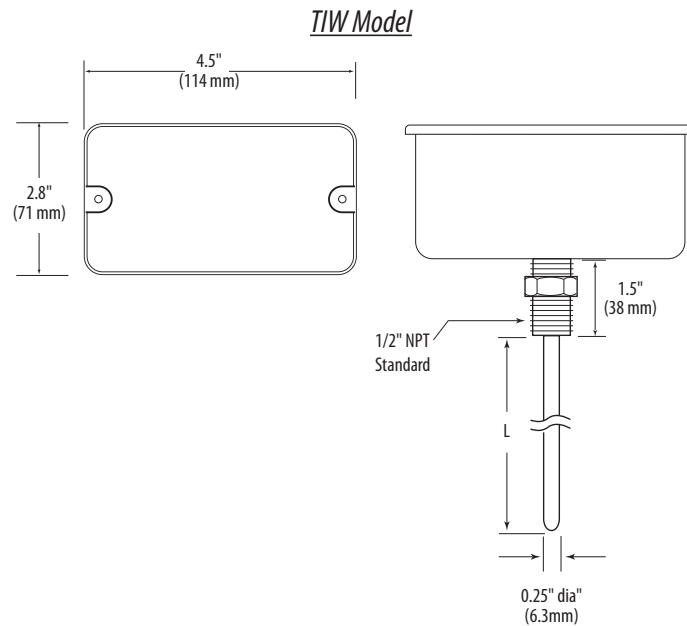
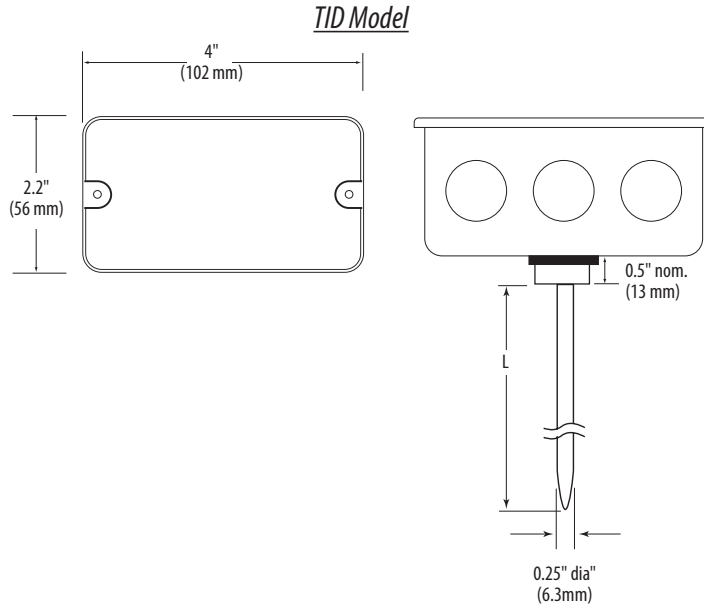


- Blank = NPT
- A = BSPT
- B = DIN 2999

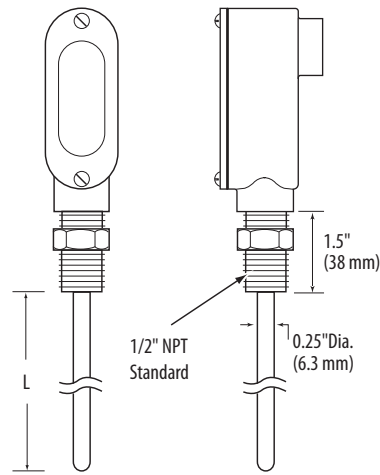
Specifications

<b>Wiring</b>	22 AWG; 2-wire RTD/Thermistor
<b>Probe</b>	Stainless Steel
<b>Test Pressure</b>	200 psi

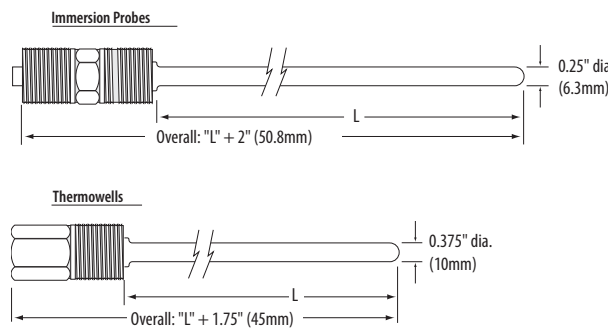
Dimensions



TIG Model



TIH Model



Installation

1. Thread the assembly into a pipe fitting.
2. Wire as shown.

